



# Anemone Mona Lisa® F<sub>1</sub> Series

(*Anemone coronaria*)

Cut Flowers Culture (revised 01/23/21)

The large, bright blooms of Mona Lisa Anemone are a masterpiece in any bouquet. Mona Lisa varieties produce up to 18 flowers per plant and are best grown cool without the need for supplemental light. Low temperatures (8 to 12°C/46 to 54°F) promote optimum stem length.

## General Information

Cultivation Type	Usage	Stem Length	Timing Group
Greenhouse, Tunnel	Focal	18 in. (46 cm)	N/A

## Germination

Seed Form	Recommended Plug Size	Seeds/Cell	Plug Crop Weeks	Days from 50% to maximum germination	Initial Media pH/EC (1:2)	Cover Seed
RAW	288	1	7-8	10-14	5.8-6.2 pH 0.75 mmhos/cm	Yes

## Plug Production

	Stage 1	Stage 2	Stage 3	Stage 4
<b>Moisture</b>	Level 4-5	Level 4-5	Level 4	Level 3-4
<b>Temperature</b>	65-70°F (18-21°C)	65-70°F (18-21°C)	60-65°F (16-18°C)	60°F (16°C)
<b>Light</b>		1,000-2,500 f.c. (10,800-26,900 Lux)	1,000-2,500 f.c. (10,800-26,900 Lux)	2,500-5,000 f.c. (26,900-53,800 Lux)
<b>Fertilizer</b>		Less than 100 ppm N (Less than 0.7 EC)	100 to 175 ppm N (0.7 to 1.2 EC)	100 to 175 ppm N (0.7 to 1.2 EC)

## Fertilizer Notation

Beginning at Stage 2, start fertilizing the seedlings two times per week with 50 ppm N from 14-0-14, alternating with a 20-10-20-type fertilizer.

## Propagation Key Tips

Because anemone is slow-growing, maintain appropriate conditions such as moisture, temperature, fertilization and insect disease control to produce a healthy plug.

## Growing on to Finish

Target Media pH/EC (1:2)	Fertilizer	Daylength
5.8-6.2 pH 1.5-2.0 mmhos/cm	225 to 300 ppm N (1.5 to 2.0 EC)	Day Neutral

## Crop Scheduling

Cultivation Type	Support	Temperature	Density	Crop Time
Greenhouse	Not needed	16-18°C/60-65°F (day) 13°C/55°F (night)	2-4 plants/ft <sup>2</sup> (22-43 plants/m <sup>2</sup> )	12-14 weeks

## Fertilizer Notation

Once the plugs have rooted-out, begin fertilizing with 200 ppm N from 15-5-15 Cal-Mag once a week. Alternate with 200 ppm from calcium nitrate fertilizer.

## Common Problems

NOTE: Anemones produce roots that are naturally dark brown in color. Consider this trait when scouting for any Root Rot symptoms. Insects: Aphids, Thrips, Whiteflies Diseases: Botrytis, Crown Rot and Root Rots are the common diseases of anemones.

## Finishing Key Tips

Optimal stem length can be achieved with cool growing conditions (53 to 58°F/12 to 14°C). If flowering too short while maintaining optimal temperatures, reduce light intensity.

## Harvest

Harvest when flower buds are fully coloured and about 30-40% open/cupped stage. Avoid harvesting fully open flowers with pollen shed.

## Post Harvest

Avoid ethylene exposure; an ethylene-inhibiting treatment is recommended. Hydrate and store in cooler at 1-3°C (34-38°F) in commercial floral solution at recommended rates.

## Vase Life

5-7 days


NOTE: Growers should use the information presented here as guidelines only. PanAmerican Seed recommends that growers conduct a trial of products under their own conditions. Crop times will vary depending on the climate, location, time of year, and greenhouse environmental conditions. It is the responsibility of the grower to confirm the treatment is available in their region as well as read and follow all the current label directions relating to the products. Nothing herein shall be deemed a warranty or guaranty by PanAmerican Seed of any products listed herein. PanAmerican Seed's terms and conditions of sale shall apply to all products listed herein.

## Variety Pictures


---




Deep Blue



Orchid Shade




Pink




Red Bicolor



Scarlet Eye



White



Wine White  
Bicolor



Mixture  
Improved



**BloomStudios.**

WITH PANAMERICAN SEED®

PanAmerican Seed Co.  
622 Town Road, West Chicago, Illinois, USA, 60185-2698  
[info@bloomstudios.com](mailto:info@bloomstudios.com)

™ denotes a trademark of and © denotes a registered trademark of Ball Horticultural Company in the US. It may also be registered in other countries.  
©2021 Ball Horticultural Company